



iNS-306

6-port 10/100 Mbps PoE(PSE) IoT Switch

Features

- 4 PoE/PoE+ PSE capable ports, fully compliant to IEEE 802.3af/at
- Up to 30 watts per PoE port at 24 ~ 57 VDC Power Input
- Ethernet Bypass for Port 5 & Port 6
- Power Management and Schedule Control for each PoE port
- RTC (Real Time Clock) with NTP synchronized
- Web GUI configuration and management



Introduction

The iNS-306 is 6-Port IoT Switch supporting Power-over-Ethernet on ports 1 to 4. The switch is classified as power source equipment (PSE), and when used in this way, the iNS-306 switch enable centralization of the power supply, providing up to 30 watts. The iNS-306 can be used to power IEEE 802.3af/at standard devices (PD).

Support simple and friendly UI, the user can manage the power supply status of the PoE device through the web page remotely.

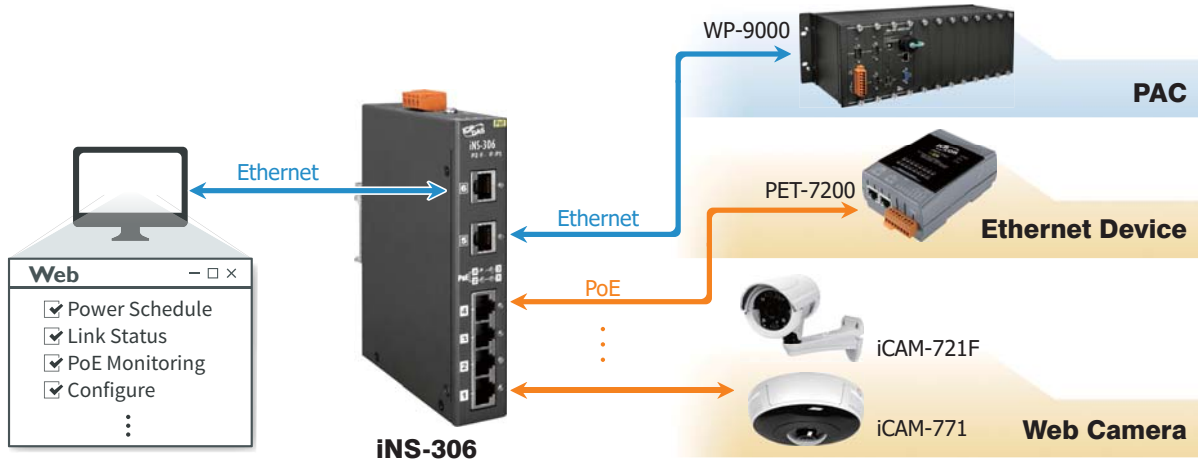
It also supports the power scheduling function so that the device will automatically turn off the power when it is not needed in order to achieve the purpose of energy saving.

Specifications

Model	iNS-306
LED Indicators	
Status	PWR1, PWR2, POE, Link/Act, Speed
Ethernet	
Ports	6 x RJ-45, 10/100Base-TX
Standards	IEEE 802.3 for 10 Base-T IEEE 802.3u for 100 Base-TX IEEE 802.3x for Flow Control, Back Pressure Flow Control IEEE 802.3af Power Over Ethernet IEEE 802.3at Power Over Ethernet Energy Efficient Ethernet (EEE) as per 802.3az; this provides power savings during idle network activity
Processing Type	Store & forward; wire speed switching
MAC Table	16 K
Frame Buffer Memory	4 Mbit
Isolation	1500 Vrms 1 minute
DIP Switch	Init
PoE Technology	
PoE Compliance	100% IEEE 802.3at compliant
PoE Power	Up to 30 watts per channel
PoE Operation	Automatic detection and power management
PoE Pin Assignments	V+ (pin 1, 2), V-(pin 3, 6)
PoE Disconnect Mode	DC disconnect
PoE Voltage	+52 VDC
Power	
Reverse Polarity Protection	Yes
Input Range	+12 VDC ~ +57 VDC Redundant dual Input
Redundant Power Inputs	Yes
Consumption	0.15 A @ 24 VDC without PD loading, 6A @ 24VDC with PD full loading (30W per ports) 0.10 A @ 48 VDC without PD loading, 3A @ 48VDC with PD full loading (30W per ports)
Mechanical	
Casing	Metal
Dimensions (mm)	DIN-rail mounting: 28 x 160 x 119 (W x L x H) Wall mounting: 28 x 199 x 112 (W x L x H)
Installation	DIN-rail mounting or wall mounting (optional)
Environment	
Operating Temperature	-40 °C ~ +75 °C
Storage Temperature	-40 °C ~ +85 °C
Humidity	10% ~ 90% RH, non-condensing

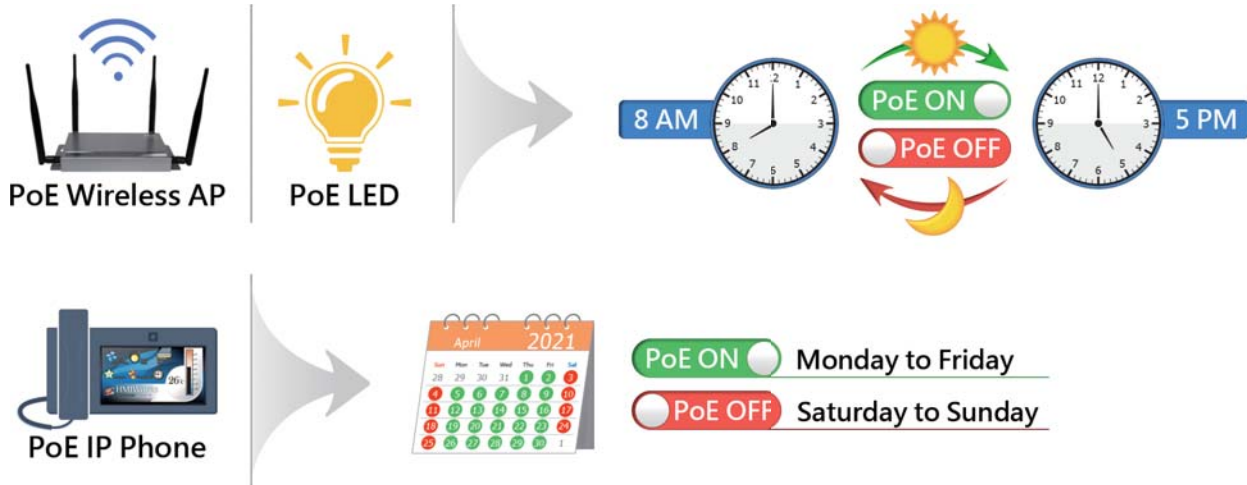
Web GUI Management Interface

iNS-306 IoT Switch Support Web GUI management interface, easy and quick to configure and monitoring Ethernet status, PoE Voltage, Current and Consumption, Provide customers with new options for intelligent management.



Power On/Off Schedule

An individual power on/off schedule is provided for each PoE port of the iNS-306. Auto turning off and turning on the devices at selected times can save manpower, time costs, and power when the devices are not in used.



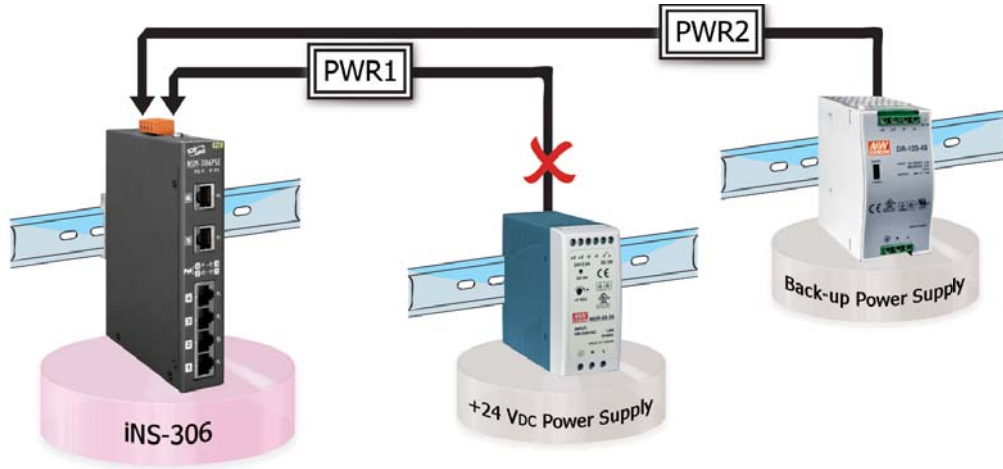
Power Reset Schedule

The PoE powered devices may become slow or inoperable if they are left on for too long. A simple reset can help you to solve most problems most of the time. The iNS-306 offers an individual power reset schedule for each PoE port, you can configure the schedule through a web browser to reset your devices regularly and keep them working in good condition.



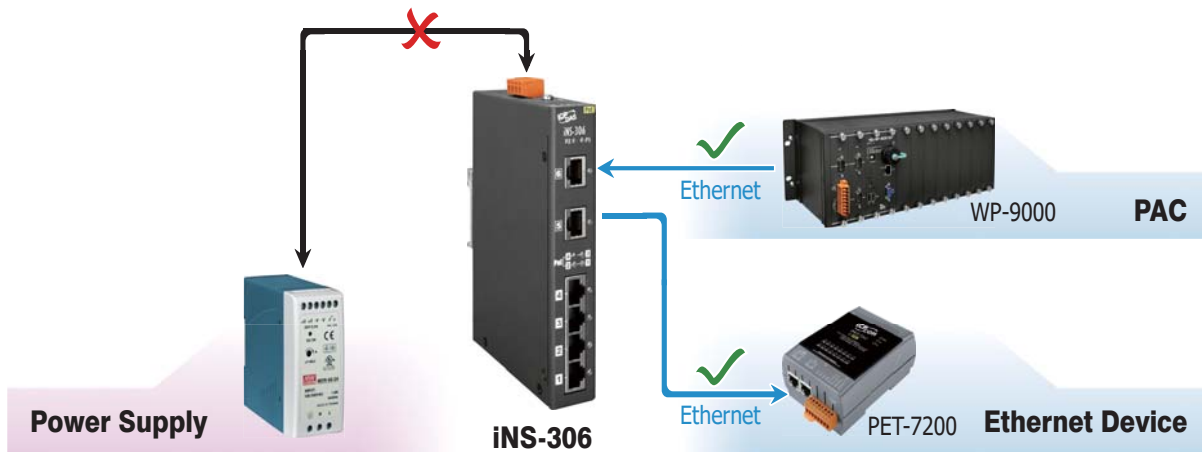
Redundant Power Input

Both power inputs can be connected simultaneously to live DC power sources. If one power source fails, the other live source will act as a backup, and automatically supplies all of iNS-306 power needs. If operating at high loading (total PoE Loading over 60w) suggest used dual input power supply.

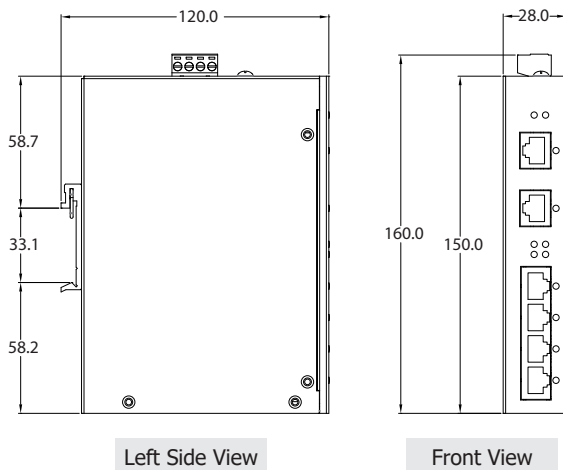


Ethernet bypass application

Supports Daisy chain technology, when iNS-306 Power fail, Port 5 & Port 6 will bypass Ethernet signal ensure the transmission of important data.



Dimensions (Units: mm)



Ordering Information

iNS-306 CR	6-port 10/100 Mbps PoE(PSE) IoT Switch (RoHS)
-------------------	---

Accessories

SDR-240-24 CR	Power Supply, 88~264VAC to 24VDC/10A, 240 W, DIN-rail mounting (RoHS)
----------------------	---