


InnoAgent EZ2N-0XL1

Out-of-Band Remote Management Module

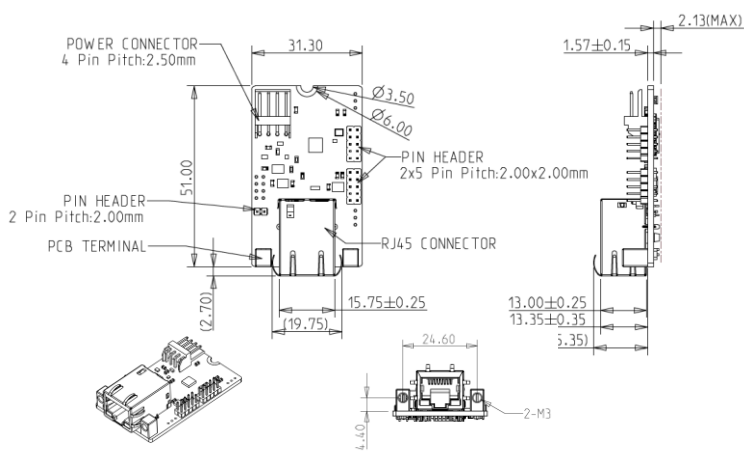


Features

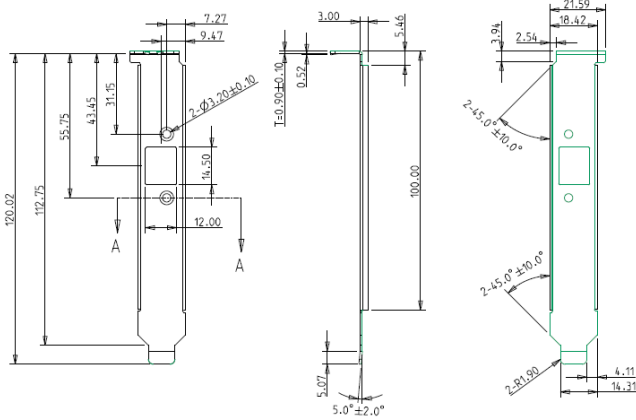
- Nuvoton NUC980 32bit Microprocessor
- Remote Power On/Off/Reset
- Programmable Remote control GPIO
- Optional Support I2C function
- Support Remote UART/RS232 Data Transmission
- Support OT Device without Network Connection
- In-Band Heartbeat Agent to Check Device Alive
- Optional Support innodisk iCAP 2.0 Private Cloud
- Optional Support Allxon Public Cloud
- Standard MQTT Network Connection Protocol
- Support OTA Firmware Upgrade
- Complies with EN61000-4-2 (ESD) Air-15kV, Contact-8kV
- Operation temperature -40°C to +85°C support
- 3-year warranty
- Industrial design, manufactured in Innodisk Taiwan

Mechanical Drawing

EZ2N-0XL1



Bracket



Hardware Specifications

Network I/F	10/100 Mbps LAN (RJ45)
Network Protocol	MQTT
Host I/F	3.3V UART, RS232 (Pitch 2.0mm Pin Header)
Remote Control I/O	3.3V GPIO x 6 (2 GPIO can be I2C) Power SW x2 (Pitch 2.0mm Pin Header)
Factory Reset	Pitch 2.0mm Pin Header
Power Source	+5V Standby Power Input (4pin floppy male connector)
Power Consumption	MAX: 1.125W (5V, 225mA)
Dimension (WxLxH)	51 x 31.3 x 19.05 mm
Temperature	Operation: -40°C ~ +85°C, Storage: -55°C ~ +95°C
Environment	Vibration: 5G @7~2000Hz, Shock: 50G @ 0.5ms
Notes	*Please download Software Develop Kit (SDK) & user manual from Myinnodisk Website *Provide MQTT topic & payload for third party cloud platform

Headquarters (Taiwan)

5F., No.237, Sec. 1, Datong Rd.,
Xizhi Dist., New Taipei City 221,
Taiwan

Tel: +886-2-7703-3000
Email: sales@innodisk.com

Branch Offices:

USA

usasales@innodisk.com
+1-510-770-9421

Europe

eusales@innodisk.com
+31-40-3045-400

Japan

jpsales@innodisk.com
+81-3-6667-0161

China

sales_cn@innodisk.com
+86-755-21673689

www.innodisk.com

© 2023 Innodisk Corporation.
All right reserved. Specifications
are subject to change without
prior notice.

September 21, 2023

Order information

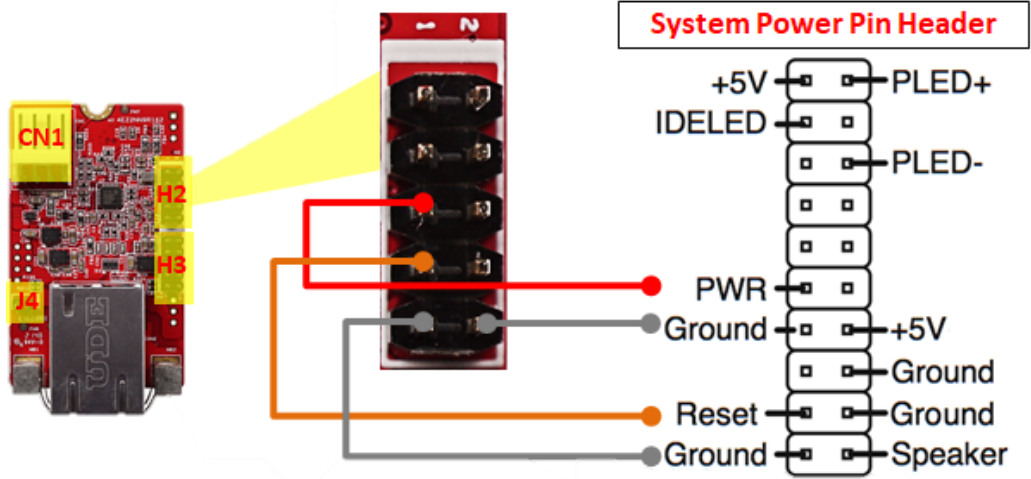
EZ2N-0XL1-W1 (Private Cloud: SDK, iCAP 2.0)

EZ2N-0XL1-W2 (Public Cloud: Allxon)

EZ2N-0XL1-W3 (Private Cloud: with Standard Bracket)

InnoAgent OOB Remote Management Module

www.innodisk.com



1x4 Power Connector Pin Define (CN1)	
Pin #	Signal Name
1	+5V
2	GND
3	GND
4	NC

2x5 Pin Header Pin Define (H2)			
Signal Name	Pin #	Pin #	Signal Name
Programmable GPIO1 (I2C_SDA)	1	2	Programmable GPIO2
Programmable GPIO3 (I2C_SCL)	3	4	Programmable GPIO4
Power Switch 1	5	6	Programmable GPIO5 (Allxon Config Reset)
Power Switch 2	7	8	Programmable GPIO6
GND	9	10	GND

2x5 Pin Header Pin Define (H3)			
Signal Name	Pin #	Pin #	Signal Name
MCU Reboot	1	2	SDK/iCAP Config Reset
GND	3	4	GND
UART_Debug_TX	5	6	UART_TX
UART_Debug_RX	7	8	UART_RX
+5V	9	10	+5V

1x2 Pin Header Pin Define (J4)			
Signal Name	Pin #	Pin #	Signal Name
RS232_RX	1	2	RX232_TX