


Datasheet

InnoOSR M.2 (S80) 3T07

- The World's First SSD Dedicated to System Recovery
- Firmware Level Back Up to Prevent Compatibility Issue
- Supports Hardware GPIO and Software Triggering
- Reserved GPIO Pins to Accommodate your System Design



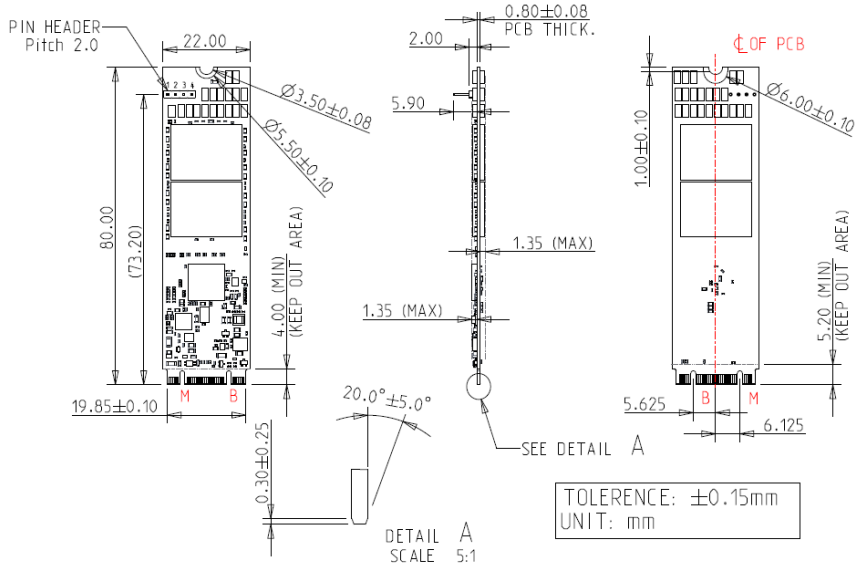
Introduction

Innodisk M.2 (S80) 3T07 provides high capacity flash memory Solid State Drive (SSD) that electrically complies with Serial ATA (SATA) standard supporting up to SATA III standard (6.0Gb/s) speed and capable of achieving excellent performance with its 4 channels 4CE Innodisk ID301 controller. Besides outstanding balance of performance, rich form factors, capacity and customization flexibility, the key feature of InnoOSR family is the single-device, Firmware LBA level OS & Data back-up capability which enables on-site recovery of operating system by simple procedure such as GPIO triggering or application commands. Full Recovery, Just a Click Away.

Product Dimension

Contact us for more information about the **InnoOSR M.2 (S80) 3T07**.

Innodisk is a service-driven provider of industrial embedded flash and DRAM storage products and technologies, with a focus on the industrial/embedded, aerospace and defense, and cloud computing industries.



Headquarters (Taiwan)

5F., No.237, Sec. 1, Datong Rd., Xizhi Dist., New Taipei City, Taiwan (R.O.C.)

Tel: +886-2-77033000

Email: sales@innodisk.com

Branch Offices:

USA

usasales@innodisk.com

+1-510-770-9421

Europe

eusales@innodisk.com

+31-40-3045-400

Japan

jpsales@innodisk.com

+81-3-6667-0161

China

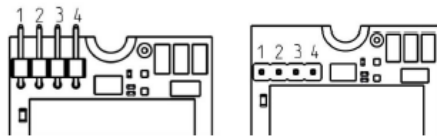
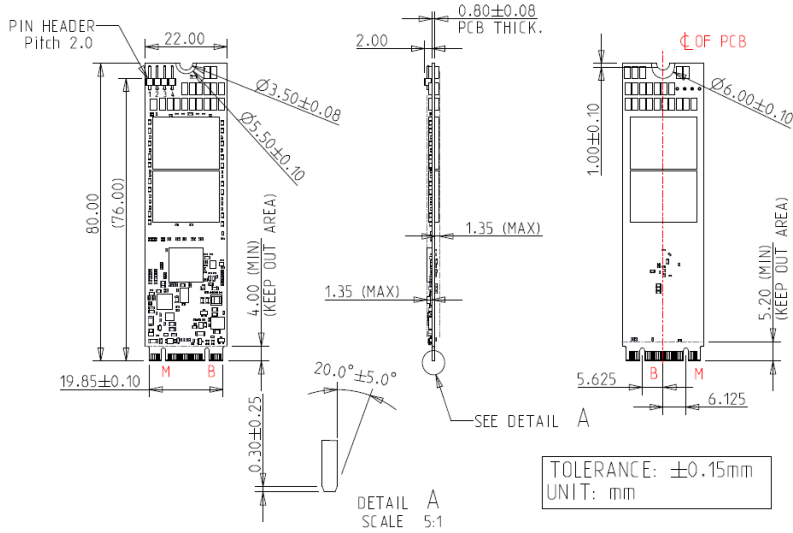
sales_cn@innodisk.com

+86-755-21673689

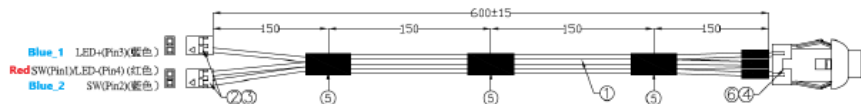
www.innodisk.com

© 2022 Innodisk Corporation.

All right reserved. Specifications are subject to change without prior notice.



Pin Header Number	Pin Define	Installation for Innodisk Demo Cable (PN: 7W3000000920)	Rating
1	Power	NA	3.3V ± 5%
2	GPIO Pin8, Output for InnoOSR LED indication	Blue cable_1	3.3V ± 5%
3	GND	Red	NA
4	GPIO Pin13, Input for InnoOSR Recovery Trigger, Low active	Blue cable_2	3.3V ± 5%



Specification

Interface	SATA III
Flash Type	3D TLC
Capacity	64GB~2TB
Flash Endurance	3,000 P/E cycles
Max. Channels	4
Sequential R/W (MB/sec, max.)*	560 / 340 MB/s
4KB Random (QD32) R/W (IOPS)**	81,000/74,000
Max. Power Consumption	2.6W
Thermal Sensor	√
ATA Security	√
S.M.A.R.T.	√
Dimension (WxLxH)	22.0 X 80.0 X 3.5 mm
Environment	Vibration: 20G @7~2000Hz Shock: 1500G @ 0.5ms Storage Temperature: -55°C to +95°C MTBF: 3 million hours
* Performance based on CrystalDiskMark 6.0.2 with file size 1000MB	

Product Specification

Main feature of InnoOSR family is its OS back up and swift recovery mechanism, which allow field repair easier than ever for malfunction systems with software level damages. As shown in above picture, 1 x 4 pin headers located on the rear end of PCBA can be used to interact with firmware of InnoOSR to trigger OS recovery process and provide LED signal which indicates the recovery status.

Ordering Information

64 Layers 3D TLC			112 Layers 3D TLC		
Capacity	Standard Temperature (0°C~70°C)	Industrial Temperature (-40°C~85°C)	Capacity	Standard Temperature (0°C~70°C)	Industrial Temperature (-40°C~85°C)
64GB	DUM28-64GDK1EC%DFXXG	DUM28-64GDK1EW%DFXXG	128GB	DUM28-A28DK1KC%DFXXG	DUM28-A28DK1KW%DFXXG
128GB	DUM28-A28DK1EC%QFXXG	DUM28-A28DK1EW%QFXXG	256GB	DUM28-B56DK1KC%QFXXG	DUM28-B56DK1KW%QFXXG
256GB	DUM28-B56DK1EC%QFXXG	DUM28-B56DK1EW%QFXXG	512GB	DUM28-C12DK1KC%QFXXG	DUM28-C12DK1KW%QFXXG
512GB	DUM28-C12DK1EC%QFXXG	DUM28-C12DK1EW%QFXXG	1TB	DUM28-01TDK1KC%QFXXG	DUM28-01TDK1KW%QFXXG
1TB	DUM28-01TDK1EC%QFXXG	DUM28-01TDK1EW%QFXXG	2TB	DUM28-02TDK1KC%QFXXG	DUM28-02TDK1KW%QFXXG
Note	%: 1/A: Horizontal placement of pin headers 2/B: Vertical placement of pin headers XXG: 10G-90G Push-button cable with green LED is with PN of 7W3000000870 and not included in above standard InnoOSR product PN but can be order separately for trial purpose				