


# NISE-3800E Serie Pin Assignment for COM Ports


## Pin-Assignment for DB9 COM 1 and COM2 Ports NISE-3800E/E2/P2E / NISE-3900E/E2/P2E

Pin	RS232	RS422	RS485
1	DCD	TX-	DATA-
2	RX	TX+	DATA+
3	TX	RX+	
4	DTR	RX-	
5	GND	GND	GND
6	DSR		
7	RTS		
8	CTS		
9	RI		

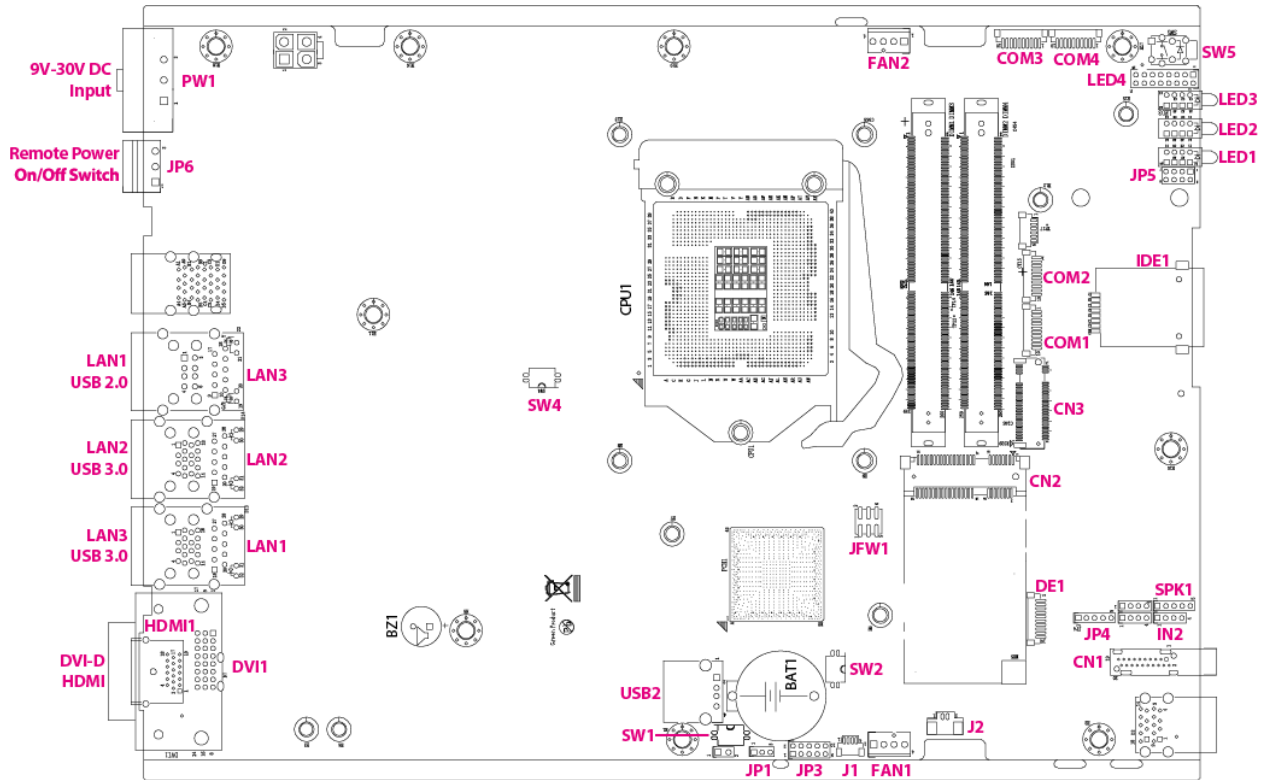
Rear Panel NISE-3800E



Rear Panel NISE-3800E2/P2/P2E



## Locations of the Jumpers and Connectors for NISE 3800E/E2/P2/P2E & NISE 3800R



### COM 1 / COM 2 Connectors pin assignment mainboard header

#### COM Port 1 Connector

Connector type: 1x10 10-pin header, 1.0mm pitch  
Connector location: COM1



Pin	Definition	Pin	Definition
1	COM_ISODCD#1	2	COM_ISORXD1
3	COM_ISOTXD1	4	COM_ISODTR#1
5	ISO_GND	6	COM_ISODSR#1
7	COM_ISORTS#1	8	COM_ISOCTS#1
9	COM_ISORI#1	10	ISO_GND

#### COM Port 2 Connector

Connector type: 1x10 10-pin header, 1.0mm pitch  
Connector location: COM3



Pin	Definition	Pin	Definition
1	COM_ISODCD#2	2	COM_ISORXD2
3	COM_ISOTXD2	4	COM_ISODTR#2
5	ISO_GND	6	COM_ISODSR#2
7	COM_ISORTS#2	8	COM_ISOCTS#2
9	COM_ISORI#2	10	ISO_GND

## COM 3 / COM 4 Connectors pin assignment mainboard header

### COM Port 3 Connector

Connector type: 1x10 10-pin header, 1.0mm pitch  
Connector location: COM1



Pin	Definition	Pin	Definition
1	COM_DCD#3_C	2	COM_RXD3_C
3	COM_TXD3_C	4	COM_DTR#3_C
5	GND	6	COM_DSR#3_C
7	COM_RTS#3_C	8	COM_CTS#3_C
9	COM_ISOR3#_C	10	GND

### COM Port 4 Connector

Connector type: 1x10 10-pin header, 1.0mm pitch  
Connector location: COM2



Pin	Definition	Pin	Definition
1	COM_DCD#4_C	2	COM_RXD4_C
3	COM_TXD4_C	4	COM_DTR#4_C
5	GND	6	COM_DSR#4_C
7	COM_RTS#4_C	8	COM_CTS#4_C
9	COM_ISOR4#_C	10	GND