

RG100

Radio Gateway



KEY FEATURES

- Wireless Connection(4G/ Wi-Fi) Radio Gateway
- Secured Recording(Inbox/ Larzio Cloud)
- Radio Interoperability (Narrowband and Broadband)
- Migrate existing analog or digital radio systems with ease



SPECIFICATIONS

Router Management			
Router Management	Web Based Configuration HTTPS Web Software Upgrade Configuration Backup and Restore Reset to Default Button		
IP Network Spec			
Network Security Specifications	HTTPS	WAN	Static IP, DHCP
Network Protocol Support	SIP Client, NTP Client, DNS Client, Web Server, DHCP Server, SSH Server	IPv4	Support
IO Ports			
USB Port	2x USB 3.0	SD Card Slot	1 x Micro SD Card Slot
SIM Card Slot	1 x SIM card slot	Indicator	Radio, WAN, LAN, Register, Alarm, Power
DIDO	4 x DI, 4 x DO	RJ-45	1 x WAN 1 x LAN 2 x Radio
Certification			
Certification	CE, FCC		
Power			
Power Rating	9~36V DC input(Terminal Block)		
System Specification			
Memory	4GB RAM	Storage	64GB SSD
Operating System	Ubuntu		
RF Spec			
Frequency Range	VHF : 134~174MHz or UHF : 400~470 MHz	LTE Band	B1/B3/B5/B7/B8/B20/B28/B32
Wi-Fi	802.11 a/b/g/n/ac		
Mechanical			
Dimension	205 x 110 x 55 mm	Mounting	VESA mount
Enclosure	Metal		
Transmitter Spec			

TX Power 4W **RX Sensibility** ≤-121dBm

Channel Spacing Analog: 12.5KHz / 25kHz , Digital: 12.5KHz

Environment

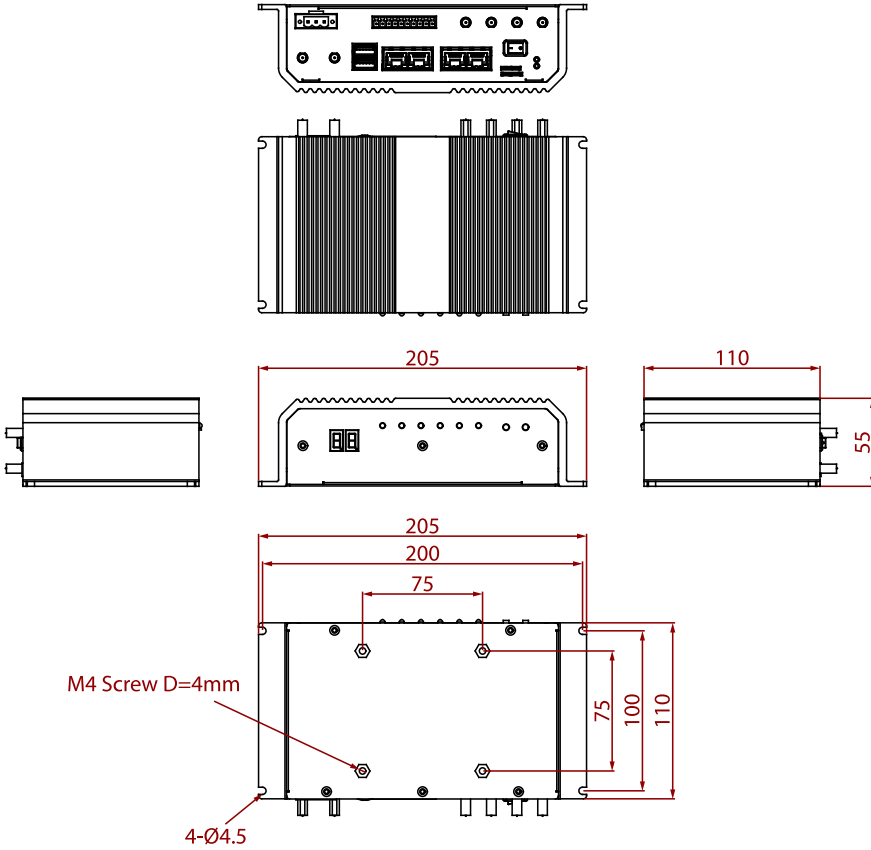
Operating Temperature 0~60°C

Vibration MIL-STD-810G Method 514.6

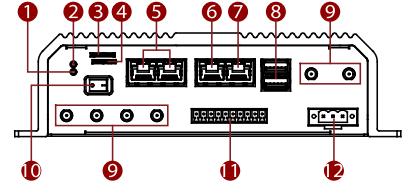
Control

Button 1 x Power Switch (On/ Off)
2 x Button (Change Channels)

DIMENSIONS UNIT:MM

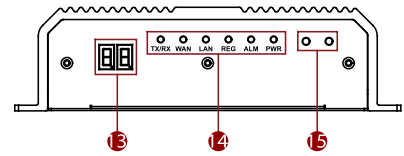


Rear side I/O



- 1 Clear CMOS
- 2 Reset
- 3 SIM Card Slot
- 4 Micro SD Card Slot
- 5 Radio 1 & 2
- 6 LAN
- 7 WAN
- 8 USB 3.0
- 9 Reserved Antenna
- 10 Power Switch
- 11 DIDO
- 12 Power Input

Front side I/O



- 13 Digit LED Display
- 14 LED Indicator
- 15 Switching Channels

NOTE

1. This is a simplified drawing and some components are not marked in detail.
2. Please contact our sales representative if you need further product information.
3. All specifications are subject to change without prior notice.
4. The product shown in this datasheet is a standard model. For diagrams that contain customized or optional I/O, please contact the Winmate Sales Team for more information.